

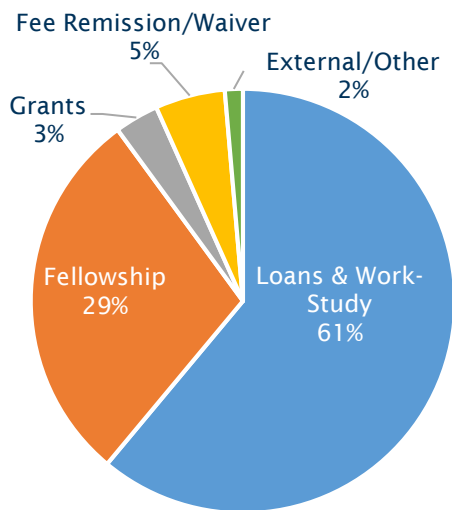
Berkeley Social Welfare

#1 U.S. Public University #2 Social Welfare Faculty Scholarship #3 MSW Program in U.S.

Fall 2018 Admissions and Enrollment

	Applications Submitted	Offered Admission	Accepted Admission	Total Enrollment
MSW	510	129	91	180
MSW/MPH	20	5	3	6
MSW/MPP	14	3	2	2

Sources of Financial Support (2017-18)



Overall Ethnic Diversity

African American/Black	9%
Chinese	7%
Filipino	3%
Japanese	3%
Korean	2%
Other Asian	1%
South Asian	2%
Vietnamese	1%
Mexican American/Chicano	20%
Other Hispanic/Latino	13%
Native American/Alaska Native	1%
White	29%
Decline to State/Not Specified	8%

Fall 2018 Incoming MSW Class

Background

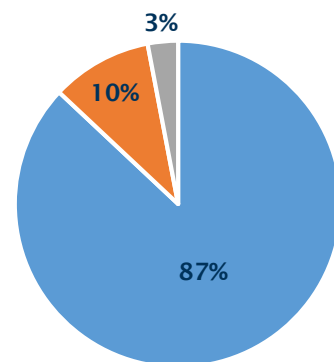
First-generation College Students	41
Previous Masters Degrees	8
Previous UC Berkeley Students	20
Student Parents	6
Veterans/Reservists	2

Gender Identity

Female	71%
Male	18%
Different Identity	6%

Age

Mean	28
Median	26.5
Range	22-52



■ California ■ Other US States ■ International

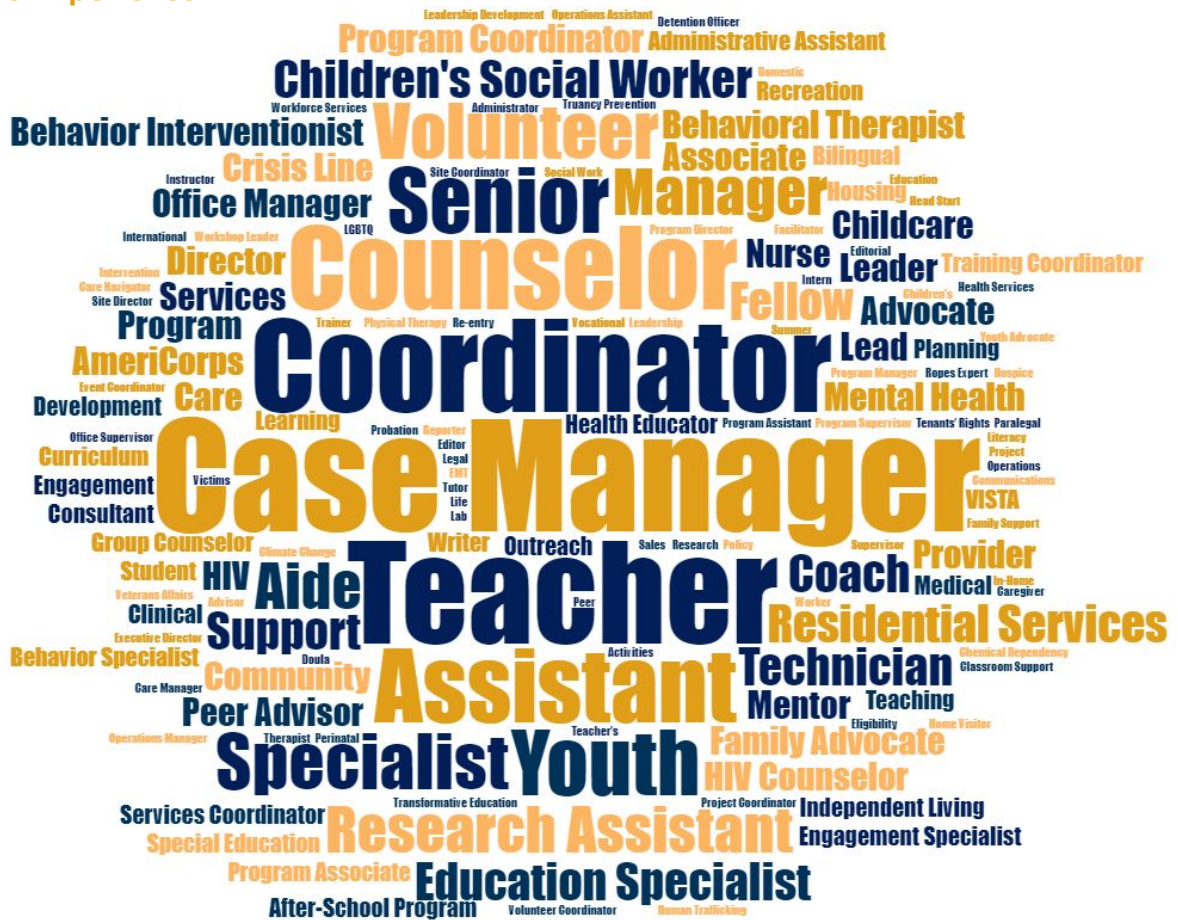
Diversity

Underrepresented Groups*	44%
LGBTQ-Identified**	21%

* Underrepresented groups at Berkeley are African American, Chicano/Latino, and Native American/Alaska Native.

** Self-reported at time of application for admission.

Previous Experience



Incoming MSW students have an average of 2 years' experience in a variety of social and human services

Baccalaureate Degree Majors

American Studies	1%	Legal Studies	2%
Anthropology	3%	Literature/Comparative Literature	3%
Art History	1%	Media Studies	2%
Asian/Asian American Studies	2%	Nursing	1%
Child/Family/Human Development	5%	Peace & Conflict Studies	1%
Criminal Justice	1%	Philosophy	1%
Economics	2%	Politics/Political Economy/Political Science	3%
Environmental Science	1%	Psychology	33%
Gender & Women's Studies	4%	Public Health	1%
Geography	1%	Religious Studies	1%
Global/International Studies/Relations	6%	Rhetoric	1%
Hearing & Speech Sciences	1%	Social Work/Social Welfare/Social Justice	12%
Interdisciplinary or Multidisciplinary Studies	6%	Sociology	13%
Journalism	1%	Spanish	3%
Latin American Studies	1%	Youth Empowerment/Youth Ministry	2%

18% of Incoming MSW students have double majors